

Tabs for the Ascending scale patterns from the Youtube video "Sequences For Major & Pentatonic Scale" [Youtube.Com/HoustonGuitar](https://www.youtube.com/HoustonGuitar)
Link:

Note Sequences For Major & Pentatonic Scales

Major Triplets

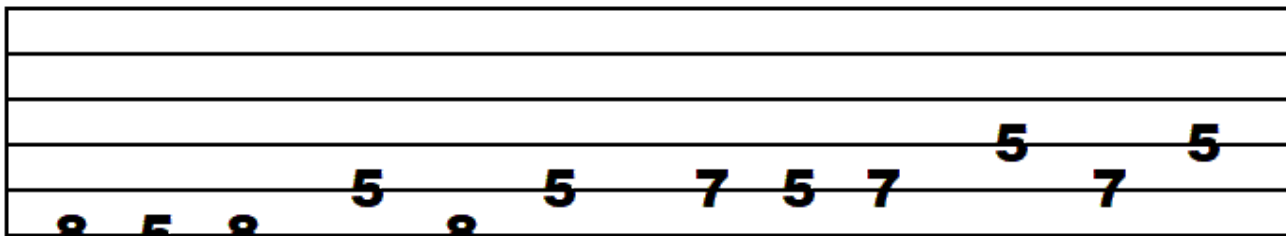
A guitar tab consisting of six horizontal lines. The notes are placed on the second, third, and fourth lines. The sequence of notes is: 5, 4, 5, 7, 5, 7, 4, 7, 4, 5, 4, 5.

A guitar tab consisting of six horizontal lines. The notes are placed on the second, third, and fourth lines. The sequence of notes is: 7, 5, 7, 4, 7, 4, 6, 4, 6, 7, 6, 7.


A guitar tab consisting of six horizontal lines. The notes are placed on the second, third, and fourth lines. The sequence of notes is: 4, 7, 4, 6, 4, 6, 7, 6, 7, 5, 7, 5.

A guitar tab consisting of six horizontal lines. The notes are placed on the second, third, and fourth lines. The sequence of notes is: 7, 5, 7, 4, 7, 4, 5, 4, 5, 7, 5, 7.


Pentatonic Triplets



A musical staff with five lines. The notes are placed on the following lines from bottom to top: 8 (bottom line), 5 (second line), 8 (third line), 5 (fourth line), 8 (fifth line), 5 (fourth line), 7 (third line), 5 (second line), 7 (first line), 5 (fourth line), 7 (third line), 5 (second line).


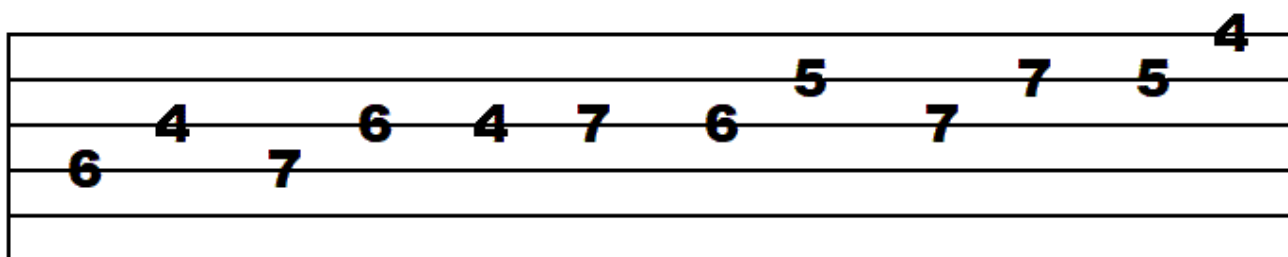



A musical staff with five lines. The notes are placed on the following lines from bottom to top: 7 (second line), 5 (third line), 7 (fourth line), 5 (fifth line), 7 (fourth line), 5 (third line), 7 (second line), 5 (first line), 7 (second line), 5 (third line), 7 (fourth line), 5 (fifth line).



A musical staff with five lines. The notes are placed on the following lines from bottom to top: 8 (bottom line), 5 (second line), 8 (third line), 5 (fourth line), 8 (fifth line), 5 (fourth line), 8 (third line), 5 (second line), 8 (first line).

Major Scale Thirds





Pay special attention to the last six notes in the second tab line. This is an important fingering.

In One-Finger-Per-Fret position, the 7 – 7 notes are played with the little finger. This figure shows up in several common arpeggio shapes, so it's a good idea to learn it, and get used to it.

When you play the 7 – 7 notes descending, you should place your finger so that you can 'roll up' to the next string, rather than picking your finger up and moving it to the next string. Ascending, if you play the G string with the fingertip, then you can roll to the 7 on the next string. Learn to do that same move in reverse by playing the B string with the flat part of the little finger.

Pentatonic Scale Thirds



In terms of intervals, this sequence is made of perfect 4ths and major 3rds. In terms of scales degrees, this is the pentatonic scale played in thirds, just like the major scale on the previous page.

This is a common pentatonic sequence based on skipping strings.

The trick with the little finger we saw in the last sequence is applied to the index and ring fingers.

Major Scale Four Up

A musical staff with five lines. The notes and fingerings are: 5 (1st line), 7 (1st space), 4 (2nd line), 5 (2nd space), 7 (3rd line), 4 (3rd space), 5 (4th line), 7 (4th space), 4 (5th line), 5 (5th space), 7 (6th line), and 4 (6th space).

A musical staff with five lines. The notes and fingerings are: 5 (1st line), 7 (1st space), 4 (2nd line), 6 (2nd space), 7 (3rd line), 4 (3rd space), 6 (4th line), 7 (4th space), 4 (5th line), 6 (5th space), 7 (6th line), and 4 (6th space).

A musical staff with five lines. The notes and fingerings are: 6 (1st line), 7 (1st space), 4 (2nd line), 6 (2nd space), 7 (3rd line), 4 (3rd space), 6 (4th line), 7 (4th space), 4 (5th line), 6 (5th space), 7 (6th line), and 5 (6th space).

A musical staff with five lines. The notes and fingerings are: 6 (1st line), 7 (1st space), 5 (2nd line), 7 (2nd space), 7 (3rd line), 5 (3rd space), 7 (4th line), 4 (4th space), 5 (5th line), 7 (5th space), 4 (6th line), and 5 (6th space).

Pentatonic Scale Four Up

A musical staff with five lines. The notes are represented by fret numbers: 5, 8, 5, 7, 8, 5, 7, 5, 5, 7, 5, 7. The notes are placed on the following lines from bottom to top: 5 (1st), 8 (2nd), 5 (3rd), 7 (3rd), 8 (2nd), 5 (3rd), 7 (3rd), 5 (4th), 5 (4th), 7 (3rd), 5 (4th), 7 (4th).

A musical staff with five lines. The notes are represented by fret numbers: 7, 5, 7, 5, 5, 7, 5, 7, 7, 5, 7, 5. The notes are placed on the following lines from bottom to top: 7 (1st), 5 (2nd), 7 (2nd), 5 (3rd), 5 (3rd), 7 (3rd), 5 (4th), 7 (4th), 7 (3rd), 5 (4th), 7 (4th), 5 (5th).

A musical staff with five lines. The notes are represented by fret numbers: 5, 7, 5, 8, 7, 5, 8, 5, 5, 8, 5, 8. The notes are placed on the following lines from bottom to top: 5 (1st), 7 (2nd), 5 (2nd), 8 (3rd), 7 (2nd), 5 (3rd), 8 (3rd), 5 (4th), 5 (4th), 8 (3rd), 5 (4th), 8 (4th).

Formulae

A Major = A B C# D E F# G#
 1 2 3 4 5 6 7 (or -1)

A Minor Pentatonic = A C D E G
 1 2 3 4 5 (or -1)

Triplets

[N] [N-1] [N] [New N = N + 1] [N-1] [N] [New N = N + 1] etc

Major

A G# A B A B C#

Pentatonic

A G A C A C D

Or

[N] [N + 1] [N + 2] [New N = N + 1] [N + 1] [N + 2] etc

Major

A B C# B C# D

Pentatonic

A C D C D E

Thirds

[N] [N+2] [New N = N + 1] [N+2] [New N = N + 1] [N+2] etc

Major

A C# B D C# E

Pentatonic

A D C E D G

Four Up

[N] [N+1] [N+2] [N+3] [New N = N + 1] [N+1] [N+2] [N+3] etc

Major

A B C# D B C# D E

Pentatonic

A C D E C D E G

Recorded Examples:

Pentatonic Triplets

Allman Bros – Don't Want You No More 1:26, 2:00

Led Zeppelin – Good Times Bad Times (ascending) 1:38, (descending) 2:03

Pentatonic Thirds (Descending)

Fleetwood Mac – As Long As You Follow – Intro guitar hook used throughout

Eric Clapton – Hello Old Friend 3:00 – Once fast, then slow

Pentatonic Four Up (Descending)

Bonnie Raitt – Hear Me Lord – Guitar hook used throughout by Oliver Mtukudzi

Janis Joplin – Move Over 1:45

Go to the [HoustonGuitar channel](#) on Youtube for more lesson videos and cool guitar backing tracks.

Please subscribe to the [HoustonGuitar channel](#) so that more people can receive content like this.

Thank you for downloading / Keep On Jamming ! © 2025 Gregory Varhaug